



Innovative Plumbing Solution

Www.ANGILOGROUP.com



UPVC, CPVC & SWR
PIPES & FITTINGS

www.waterwaypipefitting.com

AN ISO 9001:2015 COMPANY



Prashant Engineering Water Pipe and Pipe Fittings Plumbing system are majorly into designing Smarter Plumbing & Drainage Solutions installation of Water Plumbing system. Prashant Engineering established year 2002 of the industry field. we are An ISO 9001:2015 Certified Company Manufacturers - Supplier of "Water Way" Brand Pipe Fittings. These Pipes and Fitting are intended as for use in Plumbing system - residential and commercial for Water Distribution Systems, Industrial Water Circulation System Range of Plumbing and Drainage Solutions (Pipes & Fittings), Hot and Cold Water System - hot and cold potable water distribution systems for thermoplastic produced by Unplasticized Polyvinyl Chlorid metrial for CPVC - UPVC Pipe and Pipe Fitting and Solvent Cement (Joints) includes PVC Hose Pipe, Polyethylene Pipe, Uses include hot and cold water pipes, and industrial liquid handling. By utilizing skills of our experienced professionals as a flexible and can withstand higher temperatures than standard PVC chlorination resin which as significantly more...



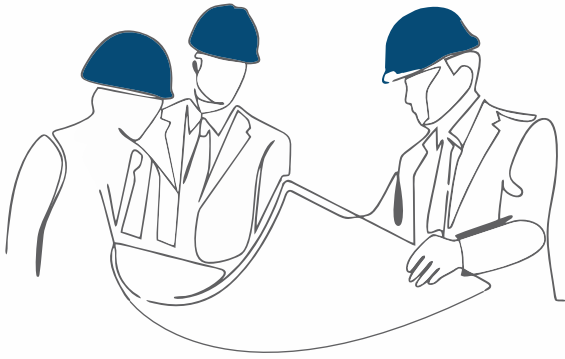
SAVE WATER

AND IT WILL

SAVE YOU



www.waterwaypipefitting.com



OUR VISION

Prashant Engineering Water Pipe Plumbing system are We need various types of piping systems for various applications. For efficient use of UPVC and CPVC Pipe fittings - SWR Pipe Finttings. as water are vital for human existence water we need efficient piping systems. In last few decades various advanced plastics piping systems are developed for various applications. Many alternative materials and products are being continually developed across the world. hot and cold, potable water distribution systems used for thermoplastic produced by Chlorinated polyvinyl chloride CPVC - UPVC Pipe and Pipe Fitting water and piping systems used for its conveyance and management becomes more crucial and important for Country India.



OUR MISSION

Prashant Engineering 2002 established in the year of industry we are manufacturing Our product offered range Water Pipeline Irrigation system for UPVC Pipe - CPVC PiPe Fittings and Solvent Cement, UPVC Pipe Fittings - CPVC Pipe Fittings - UPVC Ball Valves and SWR-PVC Pipe Irrigation system and Fittings. Smarter Plumbing and Drainage Solutions Pipeline installation of Water irrigation system. Agriculture Irrigation system. We are giving hot and cold potable water distribution systems. this pipe fittings equipment on diverse specifications as per the requirements of customers. Water Way Pipe Fittings We are Manufacturers UPVC Pipe Fittings, UPVC Brass Pipe Fittings, CPVC Pipe Fitting, CPVC Brass Pipe Fittings, UPVC - CPVC - Plumbing Pipe Fittings for Elbow - Tee - Reducer - MTA - FTA - end-cap - Coupler - Bush - Socket Tank Nipple Manufacturers Agriculture Pipe Fittings Plastic - PVC - PP Pipe Fitting - SWR PVC Pipeline exporting and supplying a comprehensive assortment for improving their functionality. Our pipe fittings is well checked on diverse parameters before supplying in the market. Manufacturers Prashant Engineering in Rajkot , Gujarat (INDIA)

AN ISO 9001:2015 COMPANY

uPVC

PIPES & FITTINGS



WATERWAY High pressure uPVC solvent weld plumbing systems are the most suitable, easy and economical solution for transportation and distribution of potable water. This system is very easy to install and is functionally most suitable for plumbing applications like down-take and up-take lines, terrace looping and concealed pipe work in any building or construction. WATERWAY uPVC is a value added long-term plumbing solution for the building industry.

Features and Benefits :

- WATERWAY pipes are manufactured in 15mm to 80mm (½" to 3") size as per ASTM D-1785
- The complete range of fittings in SCH 80 are also available as per ASTM D-2467
- Pipes are 3m & 6m available in both SCH 40 and SCH 80 pressure class

INSIDE DIAMETER		OUTSIDE DIAMETER	SCH 40 LIGHT DUTY	SCH 80 MEDIUM DUTY
Inch	mm	mm	Wall thick (mm)	Wall thick (mm)
½"	15	21.24-21.44	2.77-3.28	3.73-4.24
¾"	20	26.57-26.77	2.87-3.38	3.91-4.42
1"	25	33.27-33.53	3.38-3.89	4.55-5.08
1¼"	32	42.03-42.29	3.56-4.07	4.85-5.43
1½"	40	48.11-48.41	3.68-4.19	5.08-5.69
2"	50	60.17-60.47	3.91-4.42	5.54-6.20
2½"	65	72.84-73.20	5.16-5.77	7.01-7.85
3"	80	88.70-89.10	5.49-6.15	7.62-8.53

UPVC Plumbing Pipes (AS PER ASTM D-1785)



40 SCH - 3 Mtr.

Inch	mm	Weight	Packing	Rate/pcs
1/2"	15	0.750	50 pcs	188.75
3/4"	20	0.950	35 pcs	239.00
1"	25	1.400	25 pcs	352.30
1 1/4"	32	2.000	15 pcs	503.50
1 1/2"	40	2.350	15 pcs	591.50
2"	50	3.000	10 pcs	755.00
2 1/2"	65	4.500	6 pcs	1164.00
3"	80	6.000	4 pcs	1552.00

UPI-403



80 SCH - 3 Mtr.

Inch	mm	Weight	Packing	Rate/pcs
1/2"	15	0.900	50 pcs	226.50
3/4"	20	1.250	35 pcs	314.60
1"	25	1.800	25 pcs	453.00
1 1/4"	32	2.500	15 pcs	629.25
1 1/2"	40	3.000	15 pcs	755.00
2"	50	4.000	10 pcs	1007.00

UPI-803



40 SCH - 6 Mtr.

Inch	mm	Weight	Packing	Rate/pcs
1/2"	15	1.500	30 pcs	377.50
3/4"	20	1.900	25 pcs	478.00
1"	25	2.800	15 pcs	704.60
1 1/4"	32	4.000	10 pcs	1007.00
1 1/2"	40	4.700	10 pcs	1183.00
2"	50	6.000	8 pcs	1510.00

UPI-406



80 SCH - 6 Mtr.

Inch	mm	Weight	Packing	Rate/pcs
1/2"	15	1.800	30 pcs	453.00
3/4"	20	2.500	25 pcs	629.20
1"	25	3.600	15 pcs	906.00
1 1/4"	32	5.000	10 pcs	1258.50
1 1/2"	40	6.000	10 pcs	1510.00
2"	50	8.000	8 pcs	2014.00

UPI-806

UPVC Ball Valve (AS PER ASTM D-2467)



UBSP-001

BALL VALVE (SHORT HANDLE PLAIN)

Inch	mm	Inner Pack	Box Packing	Rate/pcs
1/2"	15	1	112	63.50
3/4"	20	1	64	82.00
1"	25	1	48	107.20
1 1/4"	32	1	24	172.00
1 1/2"	40	1	16	229.00
2"	50	1	12	338.50
2 1/2"	65	1	17	650.00
3"	80	1	8	825.00



UBPL-003

BALL VALVE (LONG HANDLE PLAIN)

Inch	mm	Inner Pack	Box Packing	Rate/pcs
1/2"	15	2 x 118	236	67.60
3/4"	20	2 x 68	136	86.80
1"	25	2 x 45	90	113.00
1 1/4"	32	2 x 30	60	197.00
1 1/2"	40	2 x 22	44	255.00
2"	50	2 x 13	26	367.50



UBST-002

BALL VALVE (SHORT HANDLE THREAD)

Inch	mm	Inner Pack	Box Packing	Rate/pcs
1/2"	15	1	112	73.50
3/4"	20	1	64	95.00
1"	25	1	48	124.00



UBTL-004

BALL VALVE (LONG HANDLE THREAD)

Inch	mm	Inner Pack	Box Packing	Rate/pcs
1/2"	15	2 x 118	236	77.50
3/4"	20	2 x 68	136	99.75
1"	25	2 x 45	90	130.50



BRASS ELBOW

Inch	mm	Inner Pack	Box Packing	Rate/pcs
½"	15	40 x 2	80	45.25
¾"	20	30 x 2	60	76.50
1"	25	15 x 2	30	130.00

UBL-005



BRASS TEE

Inch	mm	Inner Pack	Box Packing	Rate/pcs
½"	15	30 x 2	60	51.50
¾"	20	21 x 2	42	85.00
1"	25	12 x 2	24	141.00

UBT-010



RED. BRASS ELBOW

Inch	mm	Inner Pack	Box Packing	Rate/pcs
¾" x ½"	20x15	35 x 2	70	52.00
1" x ½"	25x15	25 x 2	50	62.50
1" x ¾"	25x20	25 x 2	50	105.00

UBRL-006



RED. BRASS TEE

Inch	mm	Inner Pack	Box Packing	Rate/pcs
¾" x ½"	20x15	23 x 2	46	60.00
1" x ½"	25x15	17 x 2	34	74.50
1" x ¾"	25x20	12 x 2	24	117.00

UBRT-011



BRASS MTA

Inch	mm	Inner Pack	Box Packing	Rate/pcs
½"	15	40 x 3	120	60.50
¾"	20	24 x 3	72	92.00
1"	25	23 x 2	46	141.00
1¼"	32	20 x 2	40	243.50
1½"	40	16 x 1	16	398.00
2"	50	12 x 1	12	510.00

UBM-007



BRASS FTA

Inch	mm	Inner Pack	Box Packing	Rate/pcs
½"	15	40 x 3	120	42.50
¾"	20	25 x 3	75	74.25
1"	25	27 x 2	54	118.00
1¼"	32	25 x 2	50	211.00
1½"	40	16 x 1	16	314.00
2"	50	12 x 1	12	417.00

UBF-012



RED. BRASS MTA

Inch	mm	Inner Pack	Box Packing	Rate/pcs
¾" x ½"	20x15	35 x 3	105	70.00
1" x ½"	25x15	20 x 3	60	83.00
1" x ¾"	25x20	25 x 2	50	103.00

UBRM-008



RED. BRASS FTA

Inch	mm	Inner Pack	Box Packing	Rate/pcs
¾" x ½"	20x15	35 x 3	105	52.50
1" x ½"	25x15	25 x 3	75	61.50
1" x ¾"	25x20	30 x 2	60	79.00

UBRF-013



BRASS BUSH

Inch	mm	Inner Pack	Box Packing	Rate/pcs
1" x ½"	25x15	50 x 3	150	41.50

UBRB-009

UPVC Plain Fittings SCH 80 (ASTM D-2467)



UPL-014

PLAIN ELBOW					
Inch	mm	Inner Pack	Box Packing	Rate/pcs	
½"	15	60 x 6	360	10.90	
¾"	20	55 x 4	220	17.50	
1"	25	32 x 4	128	27.60	
1¼"	32	15 x 5	75	45.50	
1½"	40	13 x 4	52	60.00	
2"	50	9 x 3	27	99.00	
2½"	65	5 x 3	15	245.00	
3"	80	4 x 3	12	340.00	



UPM-018

PLAIN MTA					
Inch	mm	Inner Pack	Box Packing	Rate/pcs	
½"	15	100 x 7	700	7.30	
¾"	20	70 x 6	420	11.00	
1"	25	40 x 6	240	17.25	
1¼"	32	35 x 4	140	27.00	
1½"	40	30 x 4	120	43.50	
2"	50	18 x 5	90	61.75	
2½"	65	9 x 3	27	161.00	
3"	80	6 x 4	24	231.00	



UPRL-015

RED. PLAIN ELBOW					
Inch	mm	Inner Pack	Box Packing	Rate/pcs	
¾" x ½"	20x15	50 x 5	250	22.00	
1" x ½"	25x15	45 x 4	180	26.00	
1" x ¾"	25x20	40 x 4	160	26.50	



UPF-019

PLAIN FTA					
Inch	mm	Inner Pack	Box Packing	Rate/pcs	
½"	15	90 x 6	540	8.70	
¾"	20	63 x 5	315	14.90	
1"	25	38 x 5	190	22.00	
1¼"	32	30 x 4	120	31.75	
1½"	40	17 x 5	85	50.25	
2"	50	16 x 4	64	70.00	
2½"	65	9 x 3	27	171.00	
3"	80	6 x 4	24	242.00	



UPT-016

PLAIN TEE					
Inch	mm	Inner Pack	Box Packing	Rate/pcs	
½"	15	50 x 5	250	15.10	
¾"	20	35 x 4	140	25.00	
1"	25	21 x 4	84	36.50	
1¼"	32	11 x 4	44	65.00	
1½"	40	9 x 4	36	79.50	
2"	50	8 x 3	24	118.00	
2½"	65	4 x 3	12	327.00	
3"	80	2 x 4	8	482.00	



UPC-020

COUPLER (SOCKET)					
Inch	mm	Inner Pack	Box Packing	Rate/pcs	
½"	15	70 x 7	490	8.55	
¾"	20	55 x 6	330	12.10	
1"	25	36 x 5	180	20.00	
1¼"	32	25 x 4	100	34.25	
1½"	40	20 x 4	80	41.00	
2"	50	12 x 4	48	61.50	
2½"	65	9 x 3	27	143.00	
3"	80	6 x 3	18	198.00	



UPRT-017

RED. PLAIN TEE					
Inch	mm	Inner Pack	Box Packing	Rate/pcs	
¾" x ½"	20x15	32 x 5	160	23.50	
1" x ½"	25x15	25 x 4	100	34.25	
1" x ¾"	25x20	25 x 4	100	35.50	
1¼" x 1"	32x25	12 x 4	48	62.50	
1¼" x ¾"	32x20	13 x 4	52	58.00	
1¼" x ½"	32x15	14 x 4	56	56.75	
1½" x 1¼"	40x32	9 x 4	36	74.50	
1½" x 1"	40x25	10 x 4	40	72.00	
1½" x ¾"	40x20	10 x 4	40	70.00	
1½" x ½"	40x15	10 x 5	50	68.50	
2" x 1½"	50x40	8 x 3	24	121.50	
2" x 1¼"	50x32	8 x 3	24	120.00	
2" x 1"	50x25	8 x 3	24	116.00	
2" x ¾"	50x20	8 x 3	24	114.00	
2" x ½"	50x15	8 x 4	32	113.00	



UPRC-021

RED. COUPLER (RED. SOCKET)					
Inch	mm	Inner Pack	Box Packing	Rate/pcs	
¾" x ½"	20x15	60 x 6	360	12.15	
1" x ½"	25x15	50 x 5	250	18.25	
1" x ¾"	25x20	42 x 5	210	18.50	
1¼" x 1"	32x25	26 x 5	130	31.25	
1¼" x ¾"	32x20	26 x 5	130	31.00	
1¼" x ½"	32x15	26 x 5	130	30.90	
1½" x 1¼"	40x32	24 x 4	96	44.00	
1½" x 1"	40x25	24 x 4	96	39.00	
1½" x ¾"	40x20	24 x 4	96	38.50	
1½" x ½"	40x15	24 x 4	96	38.00	
2" x 1½"	50x40	20 x 4	80	70.00	
2" x 1¼"	50x32	20 x 4	80	67.00	
2" x 1"	50x25	20 x 4	80	65.50	
2" x ¾"	50x20	20 x 4	80	62.50	
2" x ½"	50x15	20 x 4	80	60.00	



UNION				
Inch	mm	Inner Pack	Box Packing	Rate/pcs
½"	15	42 x 5	210	30.00
¾"	20	32 x 4	128	47.00
1"	25	23 x 4	92	58.00
1¼"	32	16 x 4	64	82.00
1½"	40	11 x 4	44	117.50
2"	50	8 x 3	24	188.00
2½"	65	5 x 3	15	933.00
3"	80	3 x 3	9	1168.00



END CAP				
Inch	mm	Inner Pack	Box Packing	Rate/pcs
½"	15	100 x 8	800	7.10
¾"	20	75 x 7	525	9.10
1"	25	60 x 6	360	14.90
1¼"	32	42 x 4	168	33.00
1½"	40	32 x 4	128	35.50
2"	50	20 x 4	80	51.00
2½"	65	15 x 3	45	109.00
3"	80	10 x 3	30	154.00



45° ELBOW				
Inch	mm	Inner Pack	Box Packing	Rate/pcs
½"	15	65 x 6	390	13.25
¾"	20	50 x 5	250	18.25
1"	25	35 x 4	140	30.00
1¼"	32	15 x 5	75	55.00
1½"	40	13 x 4	52	75.50
2"	50	9 x 3	27	115.00



THREAD TANK NIPPLE				
Inch	mm	Inner Pack	Box Packing	Rate/pcs
½"	15	55 x 5	275	24.00
¾"	20	40 x 5	200	28.50
1"	25	30 x 4	120	42.00
1¼"	32	18 x 4	72	63.00
1½"	40	14 x 4	56	82.75
2"	50	10 x 4	40	120.00



RED. BUSH				
Inch	mm	Inner Pack	Box Packing	Rate/pcs
¾" x ½"	20x15	100 x 8	800	4.85
1" x ½"	25x15	75 x 6	450	11.20
1" x ¾"	25x20	75 x 6	450	8.70
1¼" x 1"	32x25	50 x 5	250	15.50
1¼" x ¾"	32x20	50 x 5	250	30.00
1¼" x ½"	32x15	50 x 5	250	27.50
1½" x 1¼"	40x32	35 x 5	175	17.50
1½" x 1"	40x25	35 x 5	175	23.25
1½" x ¾"	40x20	35 x 5	175	28.50
1½" x ½"	40x15	35 x 5	175	30.00
2" x 1½"	50x40	25 x 4	100	37.00
2" x 1¼"	50x32	25 x 4	100	47.00
2" x 1"	50x25	25 x 4	100	47.50
2" x ¾"	50x20	25 x 4	100	50.00
2" x ½"	50x15	25 x 4	100	51.75



PIPE TANK NIPPLE				
Inch	mm	Inner Pack	Box Packing	Rate/pcs
½"	15	40 x 5	200	30.30
¾"	20	30 x 5	150	36.00
1"	25	25 x 4	100	46.75
1¼"	32	15 x 4	60	71.00
1½"	40	11 x 4	44	87.50
2"	50	7 x 4	28	123.00



CROSS TEE				
Inch	mm	Inner Pack	Box Packing	Rate/pcs
½"	15	35 x 6	210	28.00
¾"	20	25 x 4	100	40.00
1"	25	15 x 4	60	56.25



STEP OVER BAND				
Inch	mm	Inner Pack	Box Packing	Rate/pcs
½"	15	30 x 4	120	46.00
¾"	20	20 x 4	80	60.00
1"	25	10 x 5	50	94.00



90° LONG BEND				
Inch	mm	Inner Pack	Box Packing	Rate/pcs
½"	15	25 x 5	125	37.00
¾"	20	20 x 4	80	51.00
1"	25	14 x 3	42	80.00



THREAD ELBOW				
Inch	mm	Inner Pack	Box Packing	Rate/pcs
½"	15	60 x 6	360	17.00

UPVC Plain Fittings SCH 80 (ASTM D-2467)



METAL CLAMP				
Inch	mm	Inner Pack	Bag Packing	Rate/pcs
½"	15	100 x 30	3000	4.25
¾"	20	100 x 25	2500	4.80
1"	25	100 x 20	2000	5.50
1¼"	32	100 x 15	1500	6.35
1½"	40	100 x 15	1500	7.60
2"	50	100 x 10	1000	9.60



NAIL CLAMP				
Inch	mm	Inner Pack	Box Packing	Rate/pcs
½"	15	100 x 15	1500	3.30
¾"	20	100 x 9	900	5.50
1"	25	100 x 6	600	7.00
1¼"	32	50 x 6	300	9.80
1½"	40	50 x 5	250	14.20
2"	50	50 x 3	150	19.00



P. P. LONG PLUG - BLACK				
Inch	mm	Inner Pack	Bag Packing	Rate/pcs
½"	15	100 x 20	2000	2.40



P. P. LONG PLUG - WHITE				
Inch	mm	Inner Pack	Bag Packing	Rate/pcs
½"	15	100 x 20	2000	3.00



SOLVENT TUBE			
Size	Inner Pack	Box Packing	Rate/pcs
25 ML	50 x 12	600	33.00



SOLVENT TIN			
Size	Inner Pack	Box Packing	Rate/pcs
60 ML	24 x 12	288	74.00
120 ML	24 x 6	144	109.00
240 ML	12 x 8	96	202.00


UPVC Pipe Nipple



THREADED NIPPLE - STEP NIPPLE - STEP THREAD NIPPLE								
Size	Packing	Rate/pcs	Size	Packing	Rate/pcs	Size	Packing	Rate/pcs
½" x 2"	50 pcs	8.65	¾" x 2"	50 pcs	10.40	1" x 2"	50 pcs	13.20
½" x 3"	50 pcs	10.80	¾" x 3"	50 pcs	13.40	1" x 3"	50 pcs	17.50
½" x 4"	50 pcs	12.85	¾" x 4"	50 pcs	16.35	1" x 4"	50 pcs	21.70
½" x 6"	25 pcs	18.30	¾" x 6"	25 pcs	23.80	1" x 6"	25 pcs	32.25
½" x 9"	25 pcs	24.70	¾" x 9"	25 pcs	32.75	1" x 9"	25 pcs	45.50
½" x 12"	25 pcs	30.90	¾" x 12"	25 pcs	41.50	1" x 12"	25 pcs	57.60

cPVC

PIPES & FITTINGS



Made of chlorinated polyvinyl chloride, WATERWAY cPVC Pipe & Fittings are manufactured according to ASTM D-2846 respectively. WATERWAY cPVC Pipes & Fittings offer a long-lasting and cost-effective solution for hot and cold water in plumbing and potable water applications.

Features and Benefits:

- Available in a complete range from 15mm to 50mm (½" to 2")
- The pipes are available in SDR 11 and SDR 13.5.
- Threaded inserts in the transition fittings are made from brass.

INSIDE DIAMETER		OUTSIDE DIAMETER	SDR 11	SDR 13.5
Inch	mm	mm	Wall thick (mm)	Wall thick (mm)
½"	15	15.8-16.0	1.7-2.2	1.4-1.9
¾"	20	22.1-22.3	2.0-2.5	1.7-2.2
1"	25	28.5-28.7	2.6-3.1	2.1-2.6
1¼"	32	34.8-35.0	3.2-3.7	2.6-3.1
1½"	40	41.2-41.4	3.8-4.3	3.1-3.6
2"	50	53.9-54.1	4.9-5.5	4.0-4.6

CPVC Plumbing Pipes (AS PER ASTM D-2846)



SDR 13.5 - 3 Mtr.

Inch	mm	Weight	Packing	Rate/pcs
½"	15	0.300	75 pcs	132.15
¾"	20	0.500	50 pcs	220.20
1"	25	0.800	30 pcs	352.30
1¼"	32	1.200	20 pcs	528.50
1½"	40	1.700	15 pcs	748.75
2"	50	2.900	10 pcs	1278.00

CPI-1353



SDR 13.5 - 5 Mtr.

Inch	mm	Weight	Packing	Rate/pcs
½"	15	0.500	75 pcs	220.20
¾"	20	0.830	50 pcs	365.50
1"	25	1.330	30 pcs	585.75
1¼"	32	2.000	20 pcs	881.00
1½"	40	2.830	15 pcs	1247.00
2"	50	4.830	10 pcs	2127.00

CPI-1355



SDR 11 - 3 Mtr.

Inch	mm	Weight	Packing	Rate/pcs
½"	15	0.390	75 pcs	171.75
¾"	20	0.610	50 pcs	268.75
1"	25	0.980	30 pcs	431.50
1¼"	32	1.490	20 pcs	656.25
1½"	40	2.050	15 pcs	903.00
2"	50	3.500	10 pcs	1542.00

CPI-1103



SDR 11 - 5 Mtr.

Inch	mm	Weight	Packing	Rate/pcs
½"	15	0.650	75 pcs	286.25
¾"	20	1.020	50 pcs	449.50
1"	25	1.630	30 pcs	718.00
1¼"	32	2.480	20 pcs	1093.00
1½"	40	3.420	15 pcs	1506.00
2"	50	5.830	10 pcs	2568.00

CPI-1105

CPVC Brass Fitting (AS PER ASTM D-2846)



BRASS ELBOW

Inch	mm	Inner Pack	Box Packing	Rate/pcs
½"	15	55 x 3	165	41.20
¾"	20	45 x 2	90	67.75
1"	25	25 x 2	50	163.00

CBL-103



BRASS TEE

Inch	mm	Inner Pack	Box Packing	Rate/pcs
½"	15	50 x 3	150	46.00
¾"	20	40 x 2	80	74.50
1"	25	20 x 2	40	187.00

CBT-107



RED. BRASS ELBOW

Inch	mm	Inner Pack	Box Packing	Rate/pcs
¾" x ½"	20x15	55 x 2	110	45.00
1" x ½"	25x15	40 x 2	80	57.00
1" x ¾"	25x20	30 x 2	60	88.50

CBRL-104



RED. BRASS TEE

Inch	mm	Inner Pack	Box Packing	Rate/pcs
¾" x ½"	20x15	45 x 2	90	49.50
1" x ½"	25x15	25 x 2	50	77.00
1" x ¾"	25x20	23 x 2	46	102.50

CBRT-108



BRASS MTA

Inch	mm	Inner Pack	Box Packing	Rate/pcs
½"	15	45 x 4	180	59.50
¾"	20	50 x 2	100	97.00
1"	25	27 x 2	54	151.00
1¼"	32	15 x 2	30	268.00

CBM-105



BRASS FTA

Inch	mm	Inner Pack	Box Packing	Rate/pcs
½"	15	50 x 4	200	40.25
¾"	20	60 x 2	120	64.00
1"	25	32 x 2	64	119.00
1¼"	32	20 x 2	40	208.00

CBF-109



RED. BRASS MTA

Inch	mm	Inner Pack	Box Packing	Rate/pcs
¾" x ½"	20x15	50 x 3	150	60.50
1" x ½"	25x15	50 x 2	100	69.00
1" x ¾"	25x20	35 x 2	70	102.00

CBRM-106



RED. BRASS FTA

Inch	mm	Inner Pack	Box Packing	Rate/pcs
¾" x ½"	20x15	60 x 3	180	43.50
1" x ½"	25x15	60 x 2	120	51.00
1" x ¾"	25x20	45 x 2	90	75.00

CBRF-110



3 in 1 WALL MIXTURE

Inch	mm	Inner Pack	Box Packing	Rate/pcs
¾" x ½"	20 x 15	1	48	260.00

CPWM-133

CPVC Ball Valve (AS PER ASTM D-2846)



CBSP-101

BALL VALVE (SHORT HANDLE)

Inch	mm	Inner Pack	Box Packing	Rate/pcs
½"	15		-	-
¾"	20	1	-	126.00
1"	25	1	-	177.00
1¼"	32	1	-	390.00
1½"	40	1	-	655.00
2"	50	1	-	1020.00



CBLP-102

BALL VALVE (LONG HANDLE)

Inch	mm	Inner Pack	Box Packing	Rate/pcs
½"	15	1	100	107.00
¾"	20	1	63	126.00
1"	25	1	32	177.00
1¼"	32	1	20	390.00
1½"	40	1	14	655.00
2"	50	1	6	1020.00

CPVC Plain Fitting (AS PER ASTM D-2846)



CPL-111

PLAIN ELBOW

Inch	mm	Inner Pack	Box Packing	Rate/pcs
½"	15	100 x 3	300	7.10
¾"	20	80 x 5	400	12.00
1"	25	42 x 5	210	24.00
1¼"	32	28 x 4	112	47.25
1½"	40	15 x 4	60	85.50
2"	50	9 x 3	27	187.00



CPRL-112

RED. PLAIN ELBOW

Inch	mm	Inner Pack	Box Packing	Rate/pcs
¾" x ½"	20x15	50 x 3	150	17.75
1" x ½"	25x15	50 x 2	100	26.50
1" x ¾"	25x20	50 x 5	250	23.30



CPT-113

PLAIN TEE

Inch	mm	Inner Pack	Box Packing	Rate/pcs
½"	15	100 x 2	200	9.45
¾"	20	75 x 4	300	15.75
1"	25	37 x 4	148	32.10
1¼"	32	18 x 4	72	63.00
1½"	40	12 x 4	48	118.50
2"	50	5 x 4	20	252.00



CPRT-114

RED. PLAIN TEE

Inch	mm	Inner Pack	Box Packing	Rate/pcs
¾" x ½"	20x15	50 x 2	100	22.75
1" x ½"	25x15	30 x 2	60	38.00
1" x ¾"	25x20	45 x 4	180	32.75
1¼" x 1"	32x25	20 x 4	80	60.00
1¼" x ¾"	32x20	20 x 4	80	58.00
1½" x 1¼"	40x32	13 x 4	52	116.50
1½" x 1"	40x25	14 x 4	56	113.25
1½" x ¾"	40x20	14 x 4	56	111.50



CPC-115

COUPLER

Inch	mm	Inner Pack	Box Packing	Rate/pcs
½"	15	100 x 5	500	6.55
¾"	20	90 x 7	630	8.30
1"	25	75 x 4	300	16.75
1¼"	32	35 x 5	175	32.25
1½"	40	27 x 4	108	56.75
2"	50	12 x 4	48	126.00



CPRC-116

RED. COUPLER

Inch	mm	Inner Pack	Box Packing	Rate/pcs
¾" x ½"	20x15	100 x 3	300	10.20
1" x ½"	25x15	90 x 5	450	20.20
1" x ¾"	25x20	90 x 5	450	16.50
1¼" x 1"	32x25	50 x 5	250	31.00
1¼" x ¾"	32x20	50 x 5	250	29.00
1½" x 1¼"	40x32	25 x 5	125	53.50
1½" x 1"	40x25	25 x 6	150	51.00
1½" x ¾"	40x20	25 x 6	150	48.00
2" x 1½"	50x40	15 x 5	75	115.00
2" x 1¼"	50x32	15 x 5	75	107.00
2" x 1"	50x25	15 x 5	75	101.00



CPRB-117

RED. BUSH

Inch	mm	Inner Pack	Box Packing	Rate/pcs
¾" x ½"	20x15	50 x 8	400	7.60
1" x ½"	25x15	50 x 4	200	12.60
1" x ¾"	25x20	100 x 7	700	11.60
1¼" x 1"	32x25	100 x 4	400	19.50
1¼" x ¾"	32x20	100 x 4	400	27.10
1½" x 1¼"	40x32	50 x 5	250	32.75
1½" x 1"	40x25	50 x 5	250	36.50
2" x 1½"	50x40	20 x 6	120	67.00
2" x 1"	50x25	20 x 6	120	65.00



CPU-118

UNION

Inch	mm	Inner Pack	Box Packing	Rate/pcs
½"	15	38 x 4	152	35.25
¾"	20	50 x 5	250	47.25
1"	25	32 x 5	160	75.50
1¼"	32	20 x 5	100	109.50
1½"	40	15 x 4	60	151.00
2"	50	7 x 3	21	242.00

CPVC Plain Fitting (AS PER ASTM D-2846)



PLAIN MTA					
Inch	mm	Inner Pack	Box Packing	Rate/pcs	
½"	15	100 x 3	300	8.90	
¾"	20	100 x 6	600	12.00	
1"	25	70 x 5	350	20.75	
1¼"	32	35 x 5	175	38.00	
1½"	40	28 x 4	112	62.50	
2"	50	14 x 4	56	124.00	
¾" x ½"	20x15	75 x 3	225	11.70	



PLAIN FTA					
Inch	mm	Inner Pack	Box Packing	Rate/pcs	
½"	15	100 x 3	300	14.00	
¾"	20	80 x 6	480	15.75	
1"	25	52 x 5	260	30.50	
1¼"	32	30 x 5	150	55.50	
1½"	40	25 x 4	100	70.50	
2"	50	12 x 4	48	157.00	
¾" x ½"	20x15	100 x 2	200	15.25	



45° ELBOW					
Inch	mm	Inner Pack	Box Packing	Rate/pcs	
½"	15	100 x 4	400	7.60	
¾"	20	85 x 6	510	15.75	
1"	25	50 x 5	250	29.00	
1¼"	32	30 x 5	150	54.50	
1½"	40	20 x 4	80	95.75	



TRANSACTION BUSH					
Inch	mm	Inner Pack	Box Packing	Rate/pcs	
¾" x ¾"	20x20	90 x 4	360	7.60	
1" x 1"	25x25	75 x 4	300	22.00	



CROSS TEE					
Inch	mm	Inner Pack	Box Packing	Rate/pcs	
¾"	20	50 x 4	200	24.00	
1"	25	22 x 5	110	43.00	
1¼"	32	15 x 4	60	73.00	



THREAD TANK NIPPLE					
Inch	mm	Inner Pack	Box Packing	Rate/pcs	
½"	15	40 x 2	80	42.75	
¾"	20	40 x 5	200	45.25	
1"	25	30 x 4	120	69.50	
1¼"	32	18 x 4	72	106.50	
1½"	40	14 x 4	56	145.00	
2"	50	10 x 4	40	227.00	



END CAP					
Inch	mm	Inner Pack	Box Packing	Rate/pcs	
½"	15	100 x 8	800	5.75	
¾"	20	100 x 4	400	7.60	
1"	25	90 x 6	540	14.75	
1¼"	32	60 x 6	360	27.00	
1½"	40	35 x 5	175	45.50	
2"	50	20 x 4	80	80.50	



SOCKET TANK NIPPLE					
Inch	mm	Inner Pack	Box Packing	Rate/pcs	
¾"	20	55 x 5	275	31.50	
1"	25	30 x 5	150	49.00	
1¼"	32	17 x 4	68	97.00	



NAIL CLAMP					
Inch	mm	Inner Pack	Box Packing	Rate/pcs	
½"	15	100 x 6	600	3.10	
¾"	20	100 x 15	1500	3.50	
1"	25	100 x 9	900	5.70	
1¼"	32	100 x 5	500	7.70	
1½"	40	50 x 6	300	10.75	
2"	50	50 x 4	200	18.75	



STEP OVER BAND					
Inch	mm	Inner Pack	Box Packing	Rate/pcs	
¾"	20	22 x 5	110	71.00	
1"	25	13 x 5	65	109.00	



METAL CLAMP					
Inch	mm	Inner Pack	Bag Packing	Rate/pcs	
½"	15	100 x 30	3000	4.10	
¾"	20	100 x 25	2500	4.60	
1"	25	100 x 20	2000	5.25	
1¼"	32	100 x 15	1500	6.10	
1½"	40	100 x 15	1500	6.90	
2"	50	100 x 10	1000	9.40	



90° LONG BEND					
Inch	mm	Inner Pack	Box Packing	Rate/pcs	
¾"	20	28 x 4	112	47.75	
1"	25	20 x 3	60	78.00	



SOLVENT TUBE					
Size	Inner Pack	Box Packing	Rate/pcs		
25 ML	50 x 12	600	41.50		



SOLVENT TIN					
Size	Inner Pack	Box Packing	Rate/pcs		
60 ML	24 x 12	288	106.00		
120 ML	24 x 6	144	150.50		
240 ML	12 x 8	96	250.00		

SWR

PIPES & FITTINGS



With a smooth finishing that allows free flow ensuring better performance. WATERWAY SWR Pipes and fittings are highly recommended for residential/office/hotel and commercial use. They are also used for drainage systems at public places such as stations, airports, hospitals and theatres.

Features and Benefits :

- Various traps and special fittings make the system complete in every respect
- Pipes and fittings are light and easy to handle
- They have very high tensile strength and impact strength making it toughm resilient and durable.

NOMINAL OUTSIDE DIAMETER	MEAN OUTSIDE DIAMETER	OUTSIDE DIAMETER AT ANY POINT	WALL THICKNESS TYPE A	WALL THICKNESS TYPE B
mm	Min-Max (mm)	Min-Max (mm)	Min-Max (mm)	Min-Max (mm)
75	75.0-75.3	74.1-75.9	1.8-2.2	3.2-3.8
110	110.0-110.4	108.6-111.4	2.2-2.7	3.2-3.8

NOMINAL OUTSIDE DIAMETER	MEAN OUTSIDE DIAMETER	OUTSIDE DIAMETER AT ANY POINT	WALL THICKNESS
mm	Min-Max (mm)	Min-Max (mm)	Min-Max (mm)
75	75.0-75.3	74.1-75.9	1.8-2.2
110	110.0-110.4	108.6-111.4	2.2-2.7

SWR Pipes (RING FIT)



SWR PIPE - TYPE A

Inch	mm	Weight	Rate/pcs
2½"	75	--	--
4"	110	--	--



SWR PIPE - TYPE B

Inch	mm	Weight	Rate/pcs
2½"	75	--	--
4"	110	--	--

SWR Fittings (RING FIT)



BEND 87.5°

Size	Inner Pack	Rate/pcs
75 mm	60 Pcs	64.00
110 mm	40 Pcs	141.00

SRB-201



SINGLE TEE

Size	Inner Pack	Rate/pcs
75 mm	72 Pcs	94.75
110 mm	24 Pcs	183.75

SRT-204



DOOR BEND 87.5°

Size	Inner Pack	Rate/pcs
75 mm	48 Pcs	91.00
110 mm	32 Pcs	184.50

SRDB-202



DOOR SINGLE TEE

Size	Inner Pack	Rate/pcs
75 mm	50 Pcs	123.00
110 mm	24 Pcs	230.00

SRDT-205



COUPLER

Size	Inner Pack	Rate/pcs
75 mm	75 Pcs	56.00
110 mm	60 Pcs	84.00

SRC-203



SHOE BEND 45°

Size	Inner Pack	Rate/pcs
75 mm	80 Pcs	65.25
110 mm	52 Pcs	112.50

SRSB-206



SINGLE Y

Size	Inner Pack	Rate/pcs
110 mm	20 Pcs	203.00

SRY-207



DOOR SINGLE Y

Size	Inner Pack	Rate/pcs
110 mm	16 Pcs	247.00

SRDY-208



DOUBLE TEE

Size	Inner Pack	Rate/pcs
75 mm	45 Pcs	115.50
110 mm	16 Pcs	227.50

SRFT-209



REDUCER

Size	Inner Pack	Rate/pcs
110 x 75	60 Pcs	85.00

SRRD-210



REDUCER TEE

Size	Inner Pack	Rate/pcs
110 x 75	28 Pcs	170.00

SRRT-211



DOOR CAP

Size	Inner Pack	Rate/pcs
75 mm	200 Pcs	31.00
110 mm	150 Pcs	37.00

SRDC-212



VENT COWL

Size	Inner Pack	Rate/pcs
75 mm	275 Pcs	24.50
110 mm	220 Pcs	44.50

SRVC-213



PVC CLAMP

Size	Inner Pack	Rate/pcs
75 mm	300 Pcs	19.80
110 mm	500 Pcs	25.60

SRCM-214

SWR Fittings (RING FIT)



NAHANI TRAP		
Size	Inner Pack	Rate/pcs
110 x 75	55 Pcs	140.00



P - TRAP		
Size	Inner Pack	Rate/pcs
110 x 110	17 Pcs	326.25
110 x 125	17 Pcs	333.50



SWR RING (YELLOW)		
Size	Inner Pack	NET PRICE GST EXTRA Rate/pcs
75 mm	1000 Pcs	2.50
110 mm	500 Pcs	3.75



S - TRAP		
Size	Inner Pack	Rate/pcs
110 x 110	12 Pcs	419.50
110 x 125	12 Pcs	426.50



Q - TRAP		
Size	Inner Pack	Rate/pcs
110 x 110	15 Pcs	353.00
110 x 125	15 Pcs	360.00



AGRICULTURE

BALL VALVE (PP)



BALL VALVE - FULL BLACK



PBSPFB-301

SHORT HANDLE PLAIN BALLVALVE

Inch	mm	Inner Pack	Box Packing	Rate/pcs
½"	15	1	103	29.00
¾"	20	1	58	40.00
1"	25	1	45	53.00
2"	50	1	68	156.00
2½"	65	1	50	225.00
3"	80	1	30	315.00
4"	100	1		545.00



PBSTFB-302

SHORT HANDLE THREAD BALLVALVE

Inch	mm	Inner Pack	Box Packing	Rate/pcs
½"	15	1	103	28.00
¾"	20	1	58	36.00
1"	25	1	45	49.00
2"	50	1	68	154.00
2½"	65	1	50	205.00
3"	80	1	30	310.00
4"	100	1		505.00



PBLPFB-303

LONG HANDLE PLAIN BALLVALVE

Inch	mm	Inner Pack	Box Packing	Rate/pcs
½"	15	1	84	30.50
¾"	20	1	53	41.50
1"	25	1	43	54.50
2"	50	1	64	162.00
2½"	65	1	43	235.00
3"	80	1	25	327.00
4"	100	1		565.00



PBLTFB-304

LONG HANDLE THREAD BALLVALVE

Inch	mm	Inner Pack	Box Packing	Rate/pcs
½"	15	1	84	29.50
¾"	20	1	53	38.00
1"	25	1	43	51.00
2"	50	1	64	160.00
2½"	65	1	43	212.00
3"	80	1	25	322.00
4"	100	1		525.00

BALL VALVE - BLACK & WHITE



SHORT HANDLE PLAIN BALLVALVE				
Inch	mm	Inner Pack	Box Packing	Rate/pcs
½"	15	1	103	37.00
¾"	20	1	58	51.00
1"	25	1	45	65.00
2"	50	1	68	182.00
2½"	65	1	50	277.00
3"	80	1	30	391.00
4"	100	1		655.00



SHORT HANDLE THREAD BALLVALVE				
Inch	mm	Inner Pack	Box Packing	Rate/pcs
½"	15	1	103	36.00
¾"	20	1	58	49.00
1"	25	1	45	64.00
2"	50	1	68	180.00
2½"	65	1	50	263.00
3"	80	1	30	382.00
4"	100	1		620.00



LONG HANDLE PLAIN BALLVALVE				
Inch	mm	Inner Pack	Box Packing	Rate/pcs
½"	15	1	84	39.50
¾"	20	1	53	57.50
1"	25	1	43	66.50
2"	50	1	64	212.00
2½"	65	1	43	313.00
3"	80	1	25	436.00
4"	100	1		713.00



LONG HANDLE THREAD BALLVALVE				
Inch	mm	Inner Pack	Box Packing	Rate/pcs
½"	15	1	84	37.50
¾"	20	1	53	50.50
1"	25	1	43	66.00
2"	50	1	64	209.00
2½"	65	1	43	300.00
3"	80	1	25	427.00
4"	100	1		680.00

BALL VALVE - FULL WHITE



SHORT HANDLE PLAIN BALLVALVE				
Inch	mm	Inner Pack	Box Packing	Rate/pcs
½"	15	1	103	42.00
¾"	20	1	58	59.00
1"	25	1	45	76.00
2"	50	1	68	217.00
2½"	65	1	50	331.00
3"	80	1	30	475.00
4"	100	1		788.00



SHORT HANDLE THREAD BALLVALVE				
Inch	mm	Inner Pack	Box Packing	Rate/pcs
½"	15	1	103	39.00
¾"	20	1	58	53.50
1"	25	1	45	71.00
2"	50	1	68	208.00
2½"	65	1	50	303.00
3"	80	1	30	457.00
4"	100	1		725.00



LONG HANDLE PLAIN BALLVALVE				
Inch	mm	Inner Pack	Box Packing	Rate/pcs
½"	15	1	84	43.50
¾"	20	1	53	61.00
1"	25	1	43	77.50
2"	50	1	64	246.00
2½"	65	1	43	365.00
3"	80	1	25	516.00
4"	100	1		845.00



LONG HANDLE THREAD BALLVALVE				
Inch	mm	Inner Pack	Box Packing	Rate/pcs
½"	15	1	84	40.50
¾"	20	1	53	55.50
1"	25	1	43	73.00
2"	50	1	64	238.00
2½"	65	1	43	336.00
3"	80	1	25	500.00
4"	100	1		785.00

PLASTIC WATER TAPS



PP WHITE TAPS



TPWSB-501

SHORT BODY

Size	Inner Pack	Box Packing	Rate/pcs
1/2"	12 x 20	240	45.25



TPWSN-504

SWAN NECK

Size	Inner Pack	Box Packing	Rate/pcs
1/2"	37 x 2	74	182.00



TPWLB-502

LONG BODY

Size	Inner Pack	Box Packing	Rate/pcs
1/2"	10 x 20	200	48.75



TPWSC-505

SINK COCK

Size	Inner Pack	Box Packing	Rate/pcs
1/2"	42 x 2	84	168.00



TPWPC-503

PILLER COCK

Size	Inner Pack	Box Packing	Rate/pcs
1/2"	1	70	140.00



TPWAC-506

ANGAL COCK

Size	Inner Pack	Box Packing	Rate/pcs
1/2"	12 x 20	240	44.00

ABS (CP) TAPS



TCPSB-507

SHORT BODY

Size	Inner Pack	Box Packing	Rate/pcs
½"	12 x 20	240	140.00



TCPSN-510

SWAN NECK

Size	Inner Pack	Box Packing	Rate/pcs
½"	37 x 2	74	503.00



TCPLB-508

LONG BODY

Size	Inner Pack	Box Packing	Rate/pcs
½"	10 x 20	200	154.00



TCPSC-511

SINK COCK

Size	Inner Pack	Box Packing	Rate/pcs
½"	42 x 2	84	461.00



TCPPC-509

PILLER COCK

Size	Inner Pack	Box Packing	Rate/pcs
½"	1	70	322.00



TCPAC-512

ANGAL COCK

Size	Inner Pack	Box Packing	Rate/pcs
½"	12 x 20	240	132.00

PC CRYSTAL - BLACK



TCYSB-513

SHORT BODY

Size	Inner Pack	Box Packing	Rate/pcs
½"	12 x 20	240	66.00



TCYSN-516

SWAN NECK

Size	Inner Pack	Box Packing	Rate/pcs
½"	37 x 2	74	206.00



TCYLB-514

LONG BODY

Size	Inner Pack	Box Packing	Rate/pcs
½"	10 x 20	200	69.50



TCYSC-517

SINK COCK

Size	Inner Pack	Box Packing	Rate/pcs
½"	42 x 2	84	192.00



TCYPC-515

PILLER COCK

Size	Inner Pack	Box Packing	Rate/pcs
½"	1	70	164.00



TCYAC-518

ANGAL COCK

Size	Inner Pack	Box Packing	Rate/pcs
½"	12 x 20	240	64.50

FRP MANHOLE COVER



FRP MANHOLE COVER



FRP-999

FRP MANHOLE COVER - 2.5 TON CAPACITY

Size (in Inch)	Size (in mm)	Inner Pack	Outer Pack	Rate/pcs
10 x 10	250 x 250	-	-	-
12 x 12	300 x 300	1	12	653.00
15 x 15	375 x 375	1	8	951.00
18 x 18	450 x 450	1	6	1475.00
18 x 24	450 x 600	1	4	1848.00
24 x 24	600 x 600	1	3	2502.00

Colour Available :



COMING SOON...



AGRICULTURE

PIPES & FITTINGS



DISCOUNT (%)



uPVC

uPVC Plumbing pipe Less	:
uPVC Ballvalve Less	:
uPVC Brass Fitting Less	:
uPVC Plain Fitting Less	:
uPVC Solvent Less	:
uPVC Metal & Nail Clamp Less	:
uPVC Nipple	:



cPVC

cPVC Plumbing pipe Less	:
cPVC Ballvalve Less	:
cPVC Brass Fitting Less	:
cPVC Plain Fitting Less	:
cPVC Solvent Less	:
cPVC Metal & Nail Clamp Less	:



SWR

SWR Pipe Less	:
SWR Fitting Less	:
SWR Rubber Ring	: Net Price + GST

SWR Price are without Rubber Ring.




AGRI BALL VALVE

PP Agri Ball Valve (Full Black)	:
PP Agri Ball Valve (Black & White)	:
PP Agri Ball Valve (Full White)	:



PLASTIC TAPS

PP White Taps	:
ABS (CP) Taps	:
PP Crystal (PC-Black) Taps	:



MANHOLE COVER

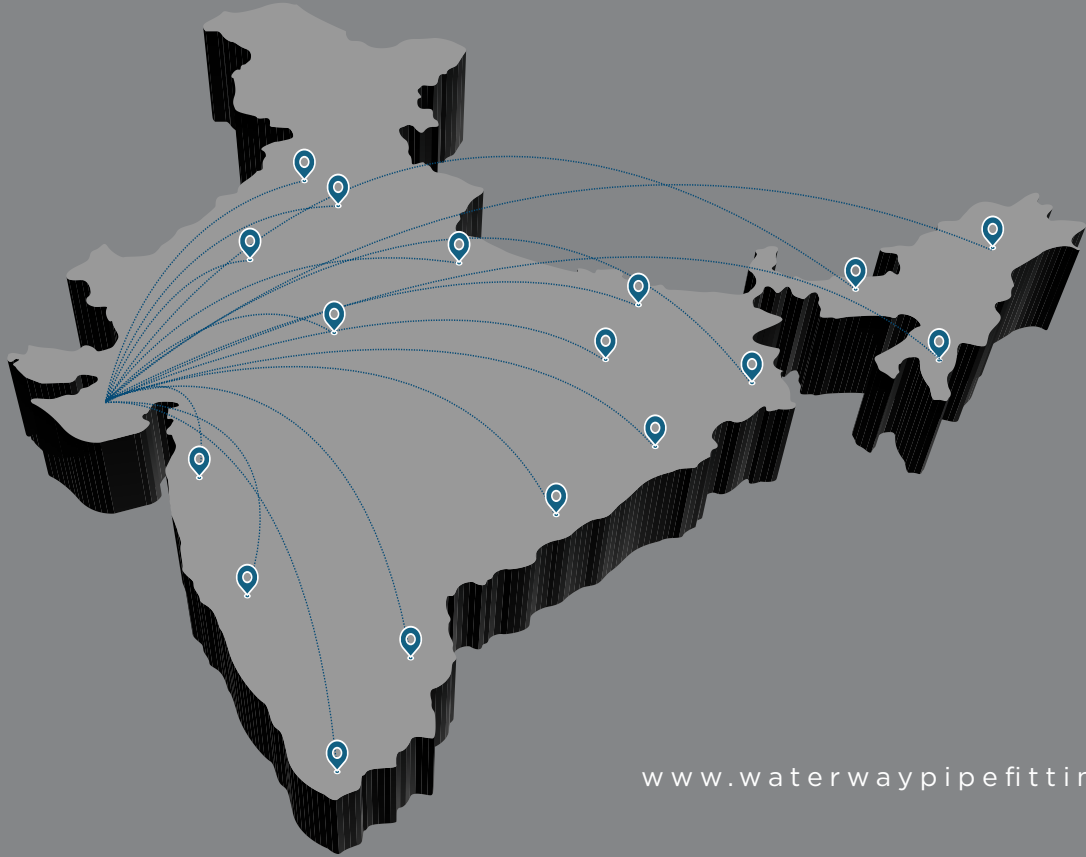
FRP Manhole	:
-------------	---------

TERMS & CONDITIONS :

- GST EXTRA.
- Price Are Ex-Factory Rajkot.
- Terms of Payment Only Advance
- The price are subject to change without any prior notice
- Freight/Transport : extra as actual
- No responsibility for any breakage, damage or loss in transits
- Subject to Rajkot Jurisdiction

Innovative Plumbing Solution

Hot & Cold Water Plumbing System
That Lasts for a lifetime!



www.waterwaypipefitting.com

